



How to Attending FIAC2022 Zoom Meeting

How to Register

Register via link below.

<https://bit.ly/3N9ER2Y>

Or this QR Code >>>>>>>>>





Topic FOOD INNOVATION ASIA CONFERENCE 2022

Description "Innovative and sustainable development of functional ingredients and materials: Benefits, concerns and challenges in human health and well-being"

BITEC, BANGKOK, THAILAND

Time Jun 16, 2022 09:00
Jun 17, 2022 09:00

Time shows in [Bangkok](#)



First Name*

Last Name*

Email Address*

Confirm Email Address*

* Required information

Information you provide when registering will be shared with the [account owner](#) and host and can be used and shared by them in accordance with their Terms and Privacy Policy.

Register

Fill out the registration information completely.

First Name / Last Name

Enter the first name and last name to match the registered FIAC 2022

Email Address

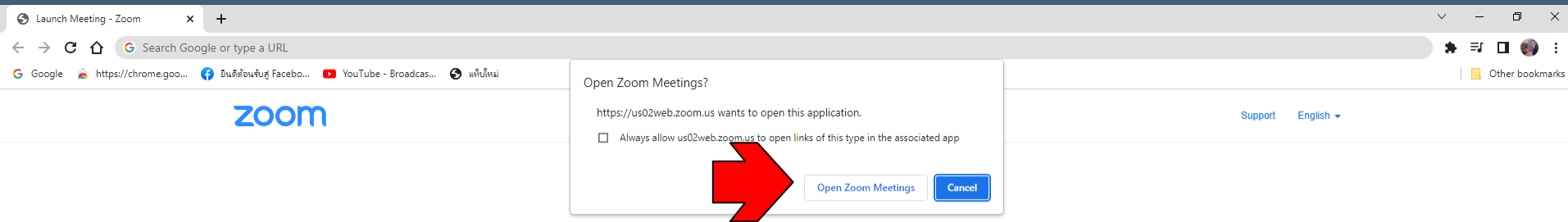
Enter the email address that will receive the Zoom link to the meeting room. Check the email address correctly before registering. because if you enter the wrong email you will not receive a link to the meeting room.



**Wait for the staff to
verify the registration
information and approve.**

After you press the link

Press the "Open Zoom Meetings" button to enter the room.



Click **Open Zoom Meetings** on the dialog shown by your browser

If you don't see a dialog, click **Launch Meeting** below

By clicking "Launch Meeting", you agree to our [Terms of Service](#) and [Privacy Statement](#)

Launch Meeting

Don't have Zoom Client installed? [Download Now](#)



The system will take you to the Zoom room.



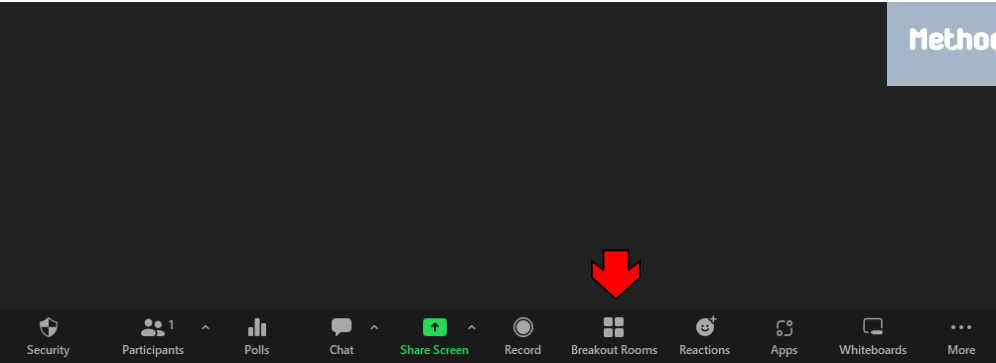
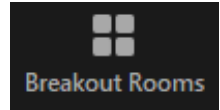
How to enter the Breakout Rooms

How to enter the Breakout Rooms

Method 1

Press the button "Breakout Rooms"

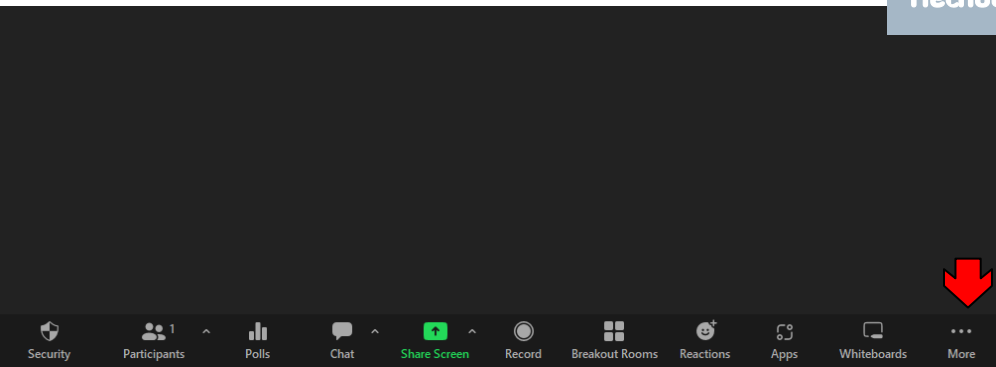
The button is in the bottom bar.



Method 2

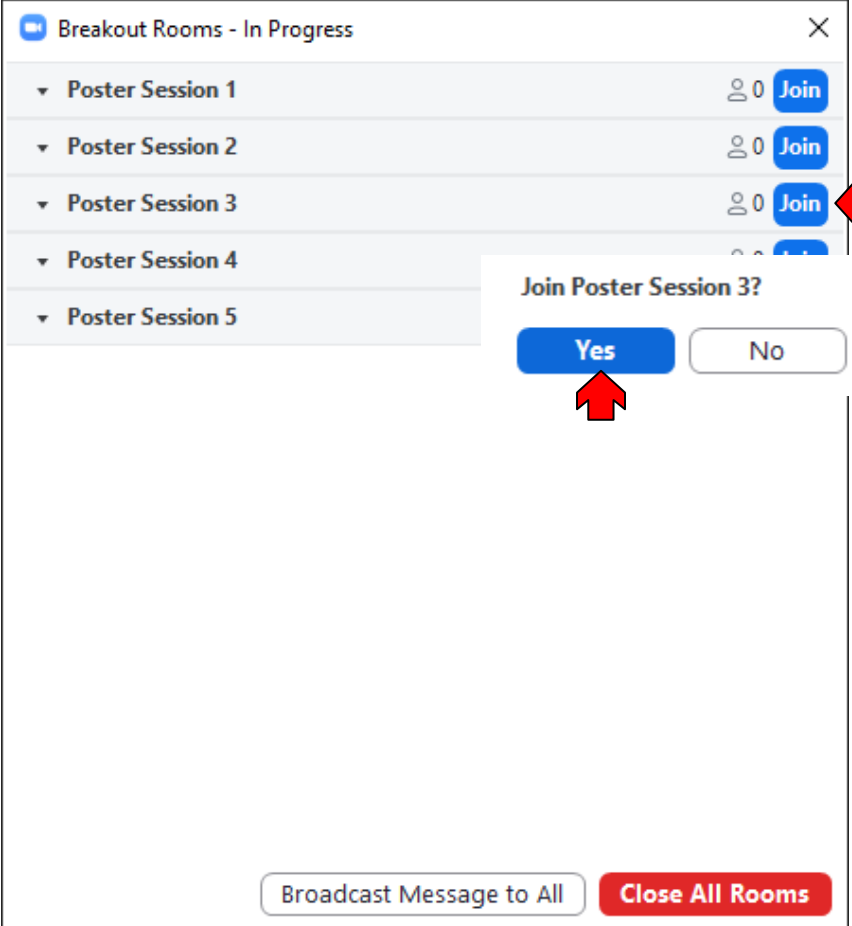
If the bottom bar doesn't have button "Breakout Rooms"

Press the button "More" a tab will appear, then select Breakout Rooms.



Select the session you want to join.

Press the "Join" button after the session name to enter that room. When pressed, there will be a window to confirm entering the room. Press "Yes" button to confirm entering the room.



The screenshot displays a Zoom interface for breakout rooms. At the top, a window titled "Breakout Rooms - In Progress" contains a list of five sessions: "Poster Session 1" through "Poster Session 5". Each session entry includes a dropdown arrow, the session name, a person icon with the number "0", and a blue "Join" button. A red arrow points to the "Join" button for "Poster Session 3".

A confirmation dialog box is overlaid on the screen, titled "Join Poster Session 3?". It features two buttons: a blue "Yes" button and a white "No" button with a grey border. A red arrow points to the "Yes" button.

At the bottom of the interface, there are two buttons: "Broadcast Message to All" and "Close All Rooms".



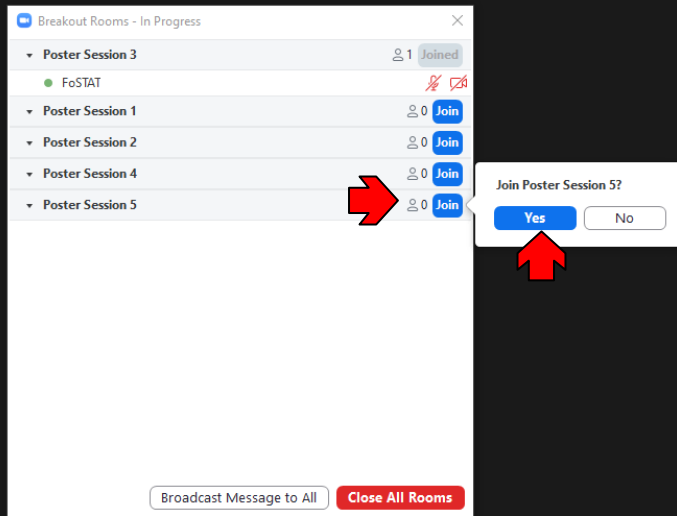
Joining Poster Session 3...

**Wait for the
system to move
to the selected
session.**



How to move a session

- Click on the "Breakout Rooms" button on the bottom bar.
- Select the session you want to move.
- Click Yes to confirm the session migration.



How to return to the main room

- Click "Leave Room" button on the bottom bar.
- Click "Leave Breakout Room" button

*** If you want to leave the meeting, you can click "Leave Meeting" button. ***

AT

